

USER MANUAL APLIKASI REPOSITORY TUGAS MAHASISWA

USER – PuTI sebagai Administrator



Aplikasi Repository Tugas Mahasiswa

Aplikasi *web base* yang berfungsi untuk mempublikasikan tugas mahasiswa ke dalam Google Scholar.

Tujuan

untuk mempublikasikan tugas perkuliahan mahasiswa yang sesuai dengan aturan-aturan Google Scholar

Fungsionalitas

Kontributor

- Manage Deposits
- Browse by Subject

Evaluator

- Manage Records
- Search Dokumen
- Browse by Subject

Koordinator

- Saved Searches
- Admin

Administrator

- Admin
- Edit Page Phrases

Ruang Lingkup

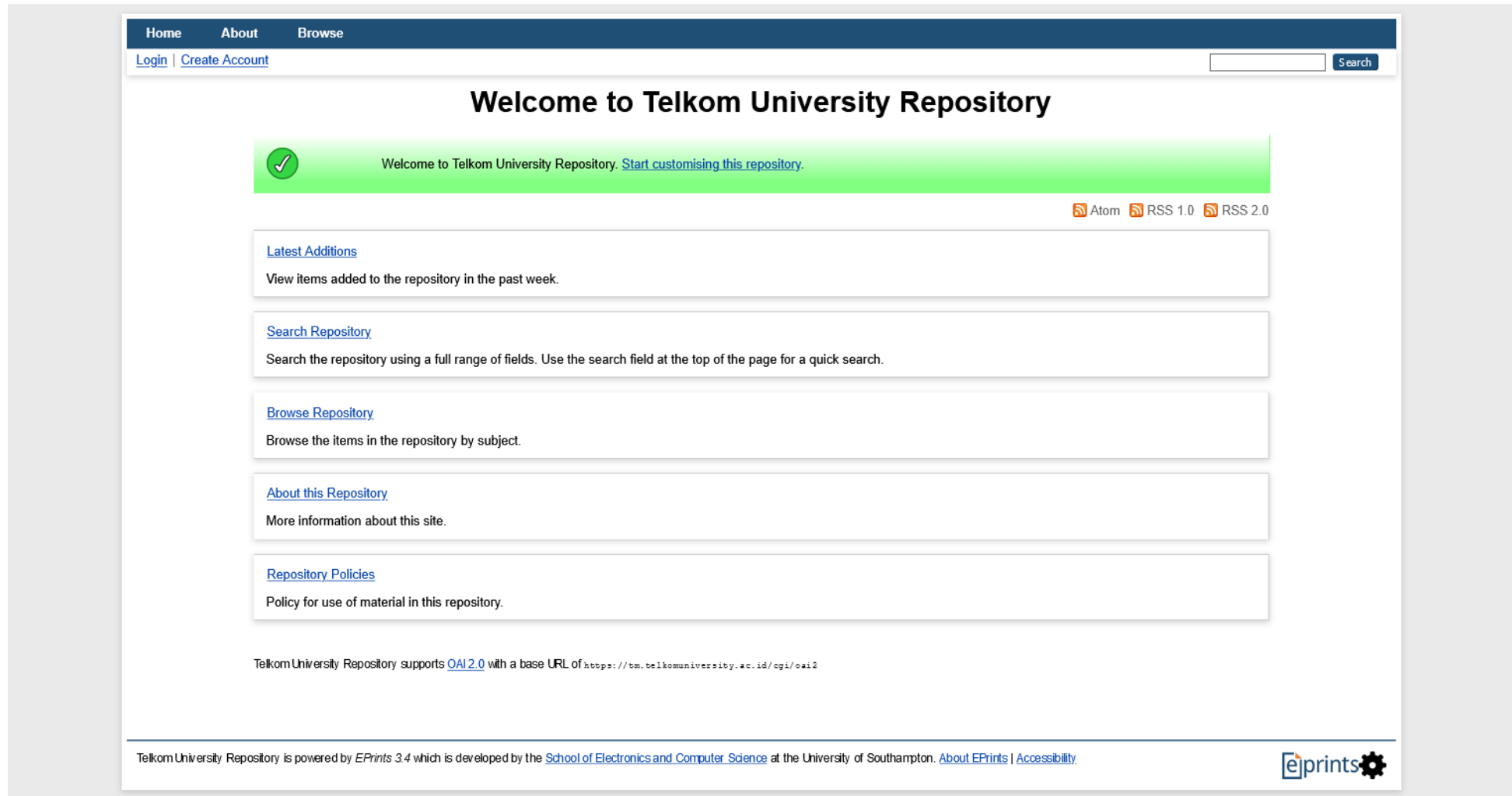
Login menggunakan akun SSO

Akses User Administrator dari PuTI, untuk pengelolaan keamanan.

Akses *User* diberikan kepada :

- Mahasiswa, sebagai kontributor aplikasi.
- Dosen, sebagai evaluator konten.
- Admin Fakultas, sebagai koordinator pengelolaan aplikasi.

TAMPILAN APLIKASI



Berikut tampilan pertama yang akan tampil pada saat mengakses link <https://tm.telkomuniversity.ac.id>

MENU LOGIN

Pilih menu
Login

Login menggunakan
username dan
password yang telah
diregistrasikan
sebelumnya

The screenshot shows the login interface of the Telkom University Repository. At the top, a navigation bar contains links for 'Home', 'About', and 'Browse'. Below this, a secondary bar features 'Login' (highlighted with an orange box) and 'Create Account' links, followed by a search bar. The main content area is titled 'Login' and includes a prompt: 'Please enter your username and password. If you have forgotten your password, you may [reset](#) it.' Below the prompt are input fields for 'Username:' and 'Password:', and a blue 'Login' button. A note states 'Note: you must have cookies enabled.' An arrow points from the 'Login' menu link in the header to the login form. The footer contains copyright information and the EPrints logo.

Home About Browse

[Login](#) | [Create Account](#) [Search](#)

Login

Please enter your username and password. If you have forgotten your password, you may [reset](#) it.

Username:

Password:

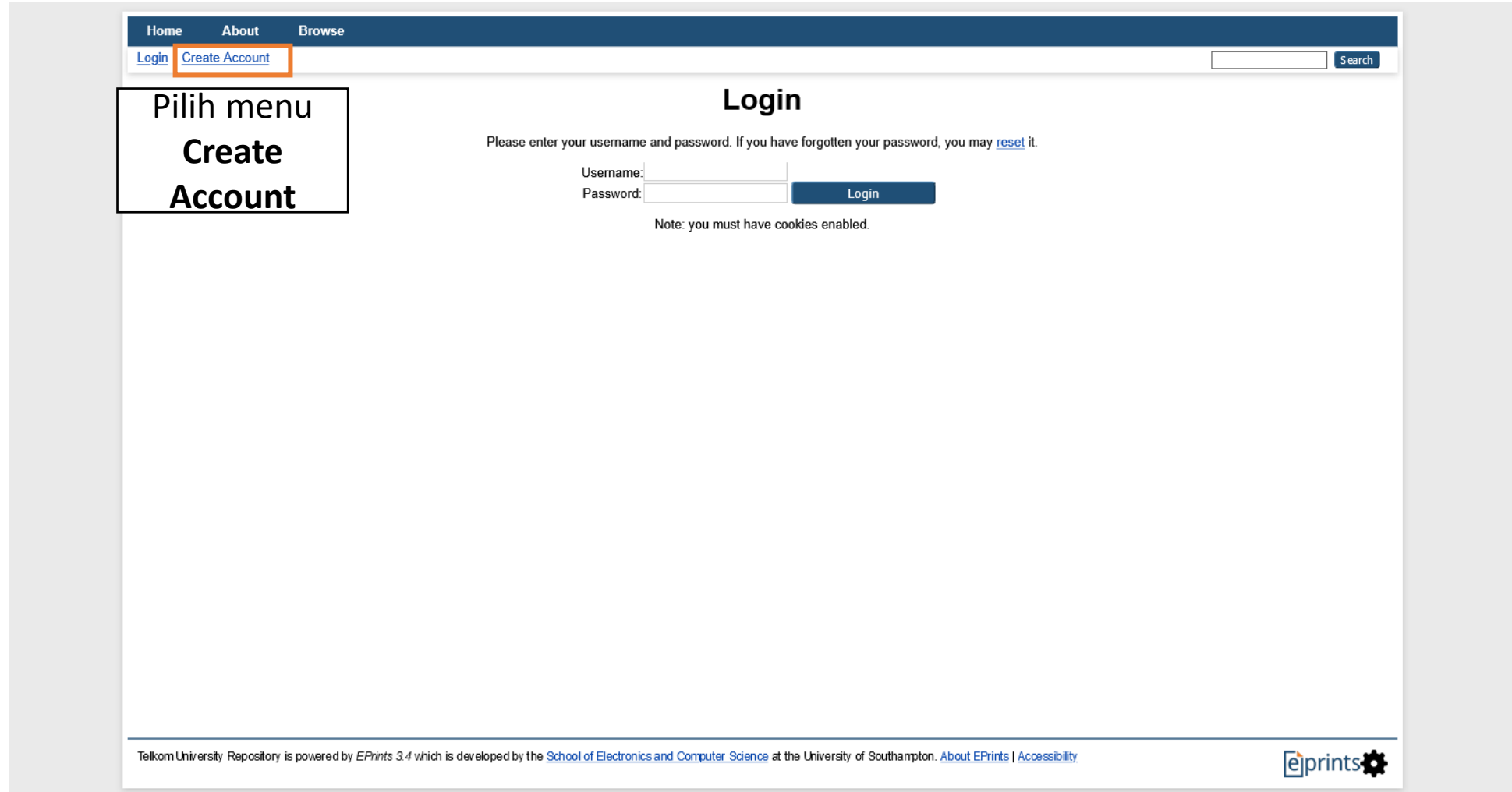
[Login](#)

Note: you must have cookies enabled.

Telkom University Repository is powered by *EPrints 3.4* which is developed by the [School of Electronics and Computer Science](#) at the University of Southampton. [About EPrints](#) | [Accessibility](#)

eprints

CREATE ACCOUNT



The screenshot shows the login page of the Telkom University Repository. At the top, there is a navigation bar with links for 'Home', 'About', and 'Browse'. Below this, there are links for 'Login' and 'Create Account', with the latter highlighted by an orange box. A search bar is located on the right side of the navigation bar. The main heading is 'Login'. Below the heading, there is a message: 'Please enter your username and password. If you have forgotten your password, you may [reset](#) it.' There are input fields for 'Username:' and 'Password:', followed by a 'Login' button. A note below the input fields states: 'Note: you must have cookies enabled.' At the bottom of the page, there is a footer with text about the repository being powered by EPrints 3.4 and developed by the School of Electronics and Computer Science at the University of Southampton. The EPrints logo is also present in the bottom right corner.

Pilih menu
**Create
Account**

Home About Browse
Login **Create Account** Search


Login

Please enter your username and password. If you have forgotten your password, you may [reset](#) it.

Username:
Password: **Login**

Note: you must have cookies enabled.

Telkom University Repository is powered by EPrints 3.4 which is developed by the [School of Electronics and Computer Science](#) at the University of Southampton. [About EPrints](#) | [Accessibility](#)



Jika belum memiliki account registrasikan terlebih dahulu akun menggunakan email SSO GAFE

CREATE ACCOUNT

[Home](#) [About](#) [Browse](#)

[Login](#) | [Create Account](#)

Create Account

In order to access some areas of the repository, you'll need a *user registration*. No charge is made for registering with us or using any of our services.

This page lets you register with Telkom University Repository. This will allow you to save searches, receive alerts and deposit items.

A confirmation email will be sent to you. You need to activate your account using the link in the email.

If you have already registered but have forgotten your username or password, you can [reset your password](#).

Name:

Title

Given Name / Initials

Family Name

★ Email address:

★ Username:

admin

★ Password:


••••••••

Register

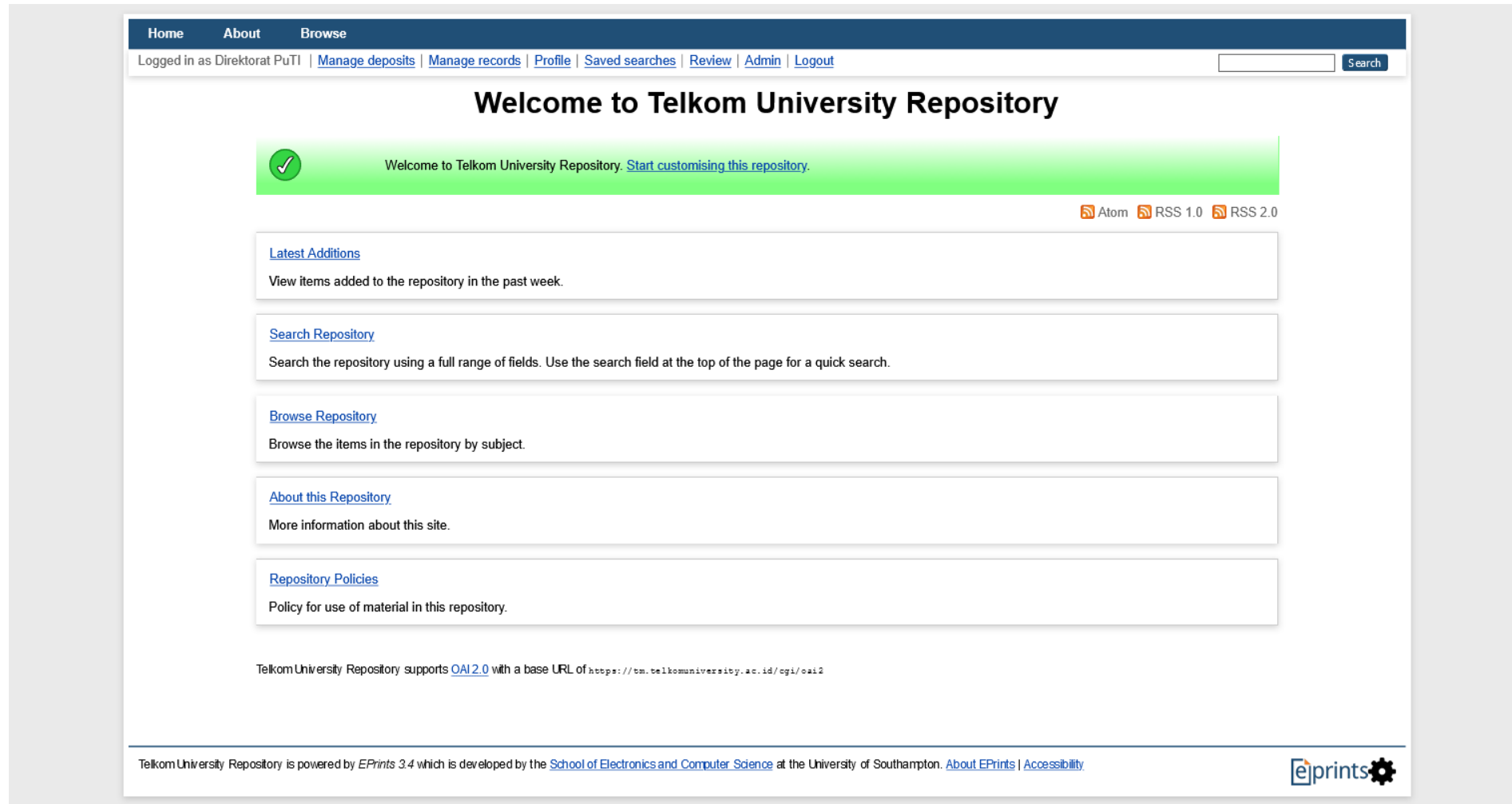
Untuk membuat Akun Repository, isikan data berikut:

- Name:** bisa diisi secara lengkap ditambahkan gelar atau tanpa gelar
- Email address:** masukkan email SSO GAFE
- Username:** masukkan username sesuai akun SSO GAFE
- Password:** masukkan password sesuai akun SSO GAFE

Telkom University Repository is powered by *EPrints 3.4* which is developed by the [School of Electronics and Computer Science](#) at the University of Southampton. [About EPrints](#) | [Accessibility](#)



HOME







The screenshot displays the home page of the Telkom University Repository. At the top, a dark blue navigation bar contains links for Home, About, and Browse. Below this, a white bar shows the user is logged in as 'Direktorat PuTI' and provides links to Manage deposits, Manage records, Profile, Saved searches, Review, Admin, and Logout. A search box is located on the right. The main heading reads 'Welcome to Telkom University Repository'. A green success message with a checkmark icon states: 'Welcome to Telkom University Repository. [Start customising this repository.](#)'. To the right of this message are RSS feed icons for Atom, RSS 1.0, and RSS 2.0. Below the message are five white boxes, each with a link and a description: 'Latest Additions' (View items added to the repository in the past week.), 'Search Repository' (Search the repository using a full range of fields. Use the search field at the top of the page for a quick search.), 'Browse Repository' (Browse the items in the repository by subject.), 'About this Repository' (More information about this site.), and 'Repository Policies' (Policy for use of material in this repository.). At the bottom, a footer note states: 'Telkom University Repository supports [OAI 2.0](#) with a base URL of <https://tm.telkomuniversity.ac.id/cgi/oai2>'. The bottom right corner features the 'eprints' logo with a gear icon. The page is framed by a red border.

Home About Browse

Logged in as Direktorat PuTI | [Manage deposits](#) | [Manage records](#) | [Profile](#) | [Saved searches](#) | [Review](#) | [Admin](#) | [Logout](#) [Search](#)

Welcome to Telkom University Repository

 Welcome to Telkom University Repository. [Start customising this repository.](#)

 Atom  RSS 1.0  RSS 2.0

[Latest Additions](#)
View items added to the repository in the past week.

[Search Repository](#)
Search the repository using a full range of fields. Use the search field at the top of the page for a quick search.


[Browse Repository](#)
Browse the items in the repository by subject.

[About this Repository](#)
More information about this site.

[Repository Policies](#)
Policy for use of material in this repository.

Telkom University Repository supports [OAI 2.0](#) with a base URL of <https://tm.telkomuniversity.ac.id/cgi/oai2>

Telkom University Repository is powered by [EPrints 3.4](#) which is developed by the [School of Electronics and Computer Science](#) at the University of Southampton. [About EPrints](#) | [Accessibility](#)



Berikut tampilan menu Home saat telah berhasil login

MENU PROFILE

The screenshot displays the EPrints user profile interface. At the top, there is a navigation bar with links: Home, About, Browse, Manage deposits, Logged in as Direktorat PuTI, Manage records, Profile, Saved searches, Review, Admin, Edit page phrases, and Logout. A search bar is also present. The main heading is 'Users - CTO Direktorat PuTI Telkom University' with a URL 'http://tm.telkomuniversity.ac.id/id/user/1'. Below this, there are three tabs: 'Details' (highlighted with an orange box), 'Edit', and 'Destroy'. The 'Details' tab is further divided into 'Account' and 'Profile' sections, each with an 'Edit' button. The 'Account' section shows 'Username: admin', 'User Type: Repository Administrator', and 'Unspecified fields: Roles'. The 'Profile' section shows 'Email address: is@telkomuniversity.ac.id', 'Frequency of items under review mailings: Never', 'Mail Empty Results: No', 'Name: CTO Direktorat PuTI Telkom University', 'Department: Direktorat Pusat Teknologi Informasi', 'Organisation: Telkom University', 'Address: Jl. Telekomunikasi No. 1, Terusan Buahbatu Telkom University', 'Country: Indonesia', 'Hide Email: Yes', 'Homepage URL: https://it.telkomuniversity.ac.id/', and 'Unspecified fields: Editorial Rights Restriction'. Below these sections is a table for 'Other defined fields' with rows for 'User ID Number: 1', 'Revision: 4', 'User Registration Date: 16 October 2020 03:35:49 UTC', and 'Manage deposits Fields: Last Modified, Title, Item Type, Item Status'. The footer contains the text 'Telkom University Repository is powered by EPrints 3.4 which is developed by the School of Electronics and Computer Science at the University of Southampton. About EPrints | Accessibility' and the EPrints logo.

Home About Browse

Manage deposits | Logged in as Direktorat PuTI | Manage records | Profile | Saved searches | Review | Admin | Edit page phrases | Logout

[http://tm.telkomuniversity.ac.id/id/user/1](#)

Users - CTO Direktorat PuTI Telkom University

Details Edit Destroy

User History

Account Edit

Username: admin

User Type: Repository Administrator

Unspecified fields: Roles

Profile Edit

Email address: is@telkomuniversity.ac.id

Frequency of items under review mailings: Never

Mail Empty Results: No

Name: CTO Direktorat PuTI Telkom University

Department: Direktorat Pusat Teknologi Informasi

Organisation: Telkom University

Address: Jl. Telekomunikasi No. 1, Terusan Buahbatu Telkom University

Country: Indonesia

Hide Email: Yes

Homepage URL: https://it.telkomuniversity.ac.id/

Unspecified fields: Editorial Rights Restriction

Other defined fields

User ID Number: 1

Revision: 4

User Registration Date: 16 October 2020 03:35:49 UTC

Manage deposits Fields: Last Modified, Title, Item Type, Item Status

Telkom University Repository is powered by EPrints 3.4 which is developed by the School of Electronics and Computer Science at the University of Southampton. About EPrints | Accessibility

eprints

Berikut tampilan detail profil pengguna pada tab Menu Details

MENU PROFILE

Home About Browse

Logged in as Direktorat PuTI | Manage deposits | Manage records | Profile | Saved searches | Review | Admin | Edit page phrases | Logout

Users - CTO Direktorat PuTI Telkom University

<http://tm.telkomuniversity.ac.id/user/>

Details Edit Destroy User History

puti (eprint 5 r3)	Modified by CTO Direktorat PuTI Telkom University at 30 March 2021 08:16:08 UTC	Before <pre><lastmod>2021-03-31 08:16:08</lastmod> <rev_number>5</rev_number> <title>5</title></pre> After <pre><lastmod>2021-03-31 08:16:08</lastmod> <rev_number>5</rev_number> <title>5</title></pre>
puti (eprint 5 r2)	Modified by CTO Direktorat PuTI Telkom University at 30 March 2021 08:14:58 UTC	Before <pre><lastmod>2021-03-31 08:14:58</lastmod> <rev_number>5</rev_number></pre> After <pre><title>5</title> <lastmod>2021-03-31 08:14:58</lastmod> <rev_number>5</rev_number></pre>
puti (eprint 5 r1)	Created by CTO Direktorat PuTI Telkom University at 30 March 2021 08:01:18 UTC	Before <pre><eprintid>5</eprintid> <rev_number>5</rev_number> <eprint_status>submit</eprint_status> <userid>5</userid> <lastmod>2021-03-31 08:01:18</lastmod> <status_changed>2021-03-31 08:01:18</status_changed> <type>other</type> <metadata_visibility>show</metadata_visibility> </eprint></pre> After <pre><eprintid>5</eprintid> <rev_number>5</rev_number> <eprint_status>submit</eprint_status> <userid>5</userid> <lastmod>2021-03-31 08:01:18</lastmod> <status_changed>2021-03-31 08:01:18</status_changed> <type>other</type> <metadata_visibility>show</metadata_visibility> </eprint></pre>
Other #5 (eprint 5 r1)	Created by CTO Direktorat PuTI Telkom University at 30 March 2021 04:21:32 UTC	Before <pre><eprintid>5</eprintid> <rev_number>5</rev_number> <eprint_status>submit</eprint_status> <userid>5</userid> <lastmod>2021-03-31 04:21:32</lastmod> <status_changed>2021-03-31 04:21:32</status_changed> <type>other</type> <metadata_visibility>show</metadata_visibility> </eprint></pre> After <pre><eprintid>5</eprintid> <rev_number>5</rev_number> <eprint_status>submit</eprint_status> <userid>5</userid> <lastmod>2021-03-31 04:21:32</lastmod> <status_changed>2021-03-31 04:21:32</status_changed> <type>other</type> <metadata_visibility>show</metadata_visibility> </eprint></pre>
Other #4 (eprint 4 r1)	Created by CTO Direktorat PuTI Telkom University at 30 March 2021 03:49:59 UTC	Before <pre><eprintid>4</eprintid> <rev_number>4</rev_number> <eprint_status>submit</eprint_status> <userid>5</userid> <lastmod>2021-03-31 03:49:59</lastmod> <status_changed>2021-03-31 03:49:59</status_changed> <type>other</type> <metadata_visibility>show</metadata_visibility> </eprint></pre> After <pre><eprintid>4</eprintid> <rev_number>4</rev_number> <eprint_status>submit</eprint_status> <userid>5</userid> <lastmod>2021-03-31 03:49:59</lastmod> <status_changed>2021-03-31 03:49:59</status_changed> <type>other</type> <metadata_visibility>show</metadata_visibility> </eprint></pre>
Other #3 (eprint 3 r1)	Created by CTO Direktorat PuTI Telkom University at 30 March 2021 02:53:21 UTC	Before <pre><eprintid>3</eprintid> <rev_number>3</rev_number> <eprint_status>submit</eprint_status> <userid>5</userid> <lastmod>2021-03-31 02:53:21</lastmod> <status_changed>2021-03-31 02:53:21</status_changed> <type>other</type> <metadata_visibility>show</metadata_visibility> </eprint></pre> After <pre><eprintid>3</eprintid> <rev_number>3</rev_number> <eprint_status>submit</eprint_status> <userid>5</userid> <lastmod>2021-03-31 02:53:21</lastmod> <status_changed>2021-03-31 02:53:21</status_changed> <type>other</type> <metadata_visibility>show</metadata_visibility> </eprint></pre>
Other #2 (eprint 2 r1)	Created by CTO Direktorat PuTI Telkom University at 30 March 2021 02:52:15 UTC	Before <pre><eprintid>2</eprintid> <rev_number>2</rev_number> <eprint_status>submit</eprint_status> <userid>5</userid> <lastmod>2021-03-31 02:52:15</lastmod> <status_changed>2021-03-31 02:52:15</status_changed> <type>other</type> <metadata_visibility>show</metadata_visibility> </eprint></pre> After <pre><eprintid>2</eprintid> <rev_number>2</rev_number> <eprint_status>submit</eprint_status> <userid>5</userid> <lastmod>2021-03-31 02:52:15</lastmod> <status_changed>2021-03-31 02:52:15</status_changed> <type>other</type> <metadata_visibility>show</metadata_visibility> </eprint></pre>
Other #1 (eprint 1 r1)	Created by CTO Direktorat PuTI Telkom University at 21 October 2020 02:39:58 UTC	Before <pre><eprintid>1</eprintid> <rev_number>1</rev_number> <eprint_status>submit</eprint_status> <userid>5</userid> <lastmod>2020-10-21 02:39:58</lastmod> <status_changed>2020-10-21 02:39:58</status_changed> <type>other</type> <metadata_visibility>show</metadata_visibility> </eprint></pre> After <pre><eprintid>1</eprintid> <rev_number>1</rev_number> <eprint_status>submit</eprint_status> <userid>5</userid> <lastmod>2020-10-21 02:39:58</lastmod> <status_changed>2020-10-21 02:39:58</status_changed> <type>other</type> <metadata_visibility>show</metadata_visibility> </eprint></pre>

Telkom University Repository is powered by EPrints 3.4 which is developed by the School of Electronics and Computer Science at the University of Southampton. About EPrints | Accessibility

eprints

Berikut tampilan pada tab Menu User History yang menampilkan informasi yang dilakukan oleh setiap pengguna pada aplikasi Repository

MENU ADMIN

The screenshot displays the 'Admin' section of the EPrints interface. At the top, a navigation bar includes links for Home, About, and Browse. Below this, a secondary bar shows the user is logged in as 'Direktorat PuTI' and provides links to Manage deposits, Manage records, Profile, Saved searches, Review, Admin, Edit page phrases, and Logout. A search box is also present. The main content area is titled 'Admin' and features three tabs: Editorial Tools (selected), System Tools, and Config. Tools. Under the 'Editorial Tools' tab, there are four buttons: 'Search items', 'Search issues', 'Search users', and 'Search history'. Each button is accompanied by a description of its function. The footer contains information about the Telkom University Repository being powered by EPrints 3.4, developed by the School of Electronics and Computer Science at the University of Southampton, along with links to About EPrints and Accessibility. The EPrints logo is also visible in the bottom right corner.

Home About Browse

[Manage deposits](#) | Logged in as Direktorat PuTI | [Manage records](#) | [Profile](#) | [Saved searches](#) | [Review](#) | [Admin](#) | [Edit page phrases](#) | [Logout](#) [Search](#)

Admin

Editorial Tools System Tools Config. Tools


[Search items](#) Search for items in this repository.

[Search issues](#) Search for issues discovered in current records.

[Search users](#) Search for users of this repository.

[Search history](#) Search for actions that have occurred on items in this repository.

Telkom University Repository is powered by *EPrints 3.4* which is developed by the [School of Electronics and Computer Science](#) at the University of Southampton. [About EPrints](#) | [Accessibility](#)



Berikut tampilan halaman Menu Admin pada tab Menu **Editorial Tools**

MENU ADMIN

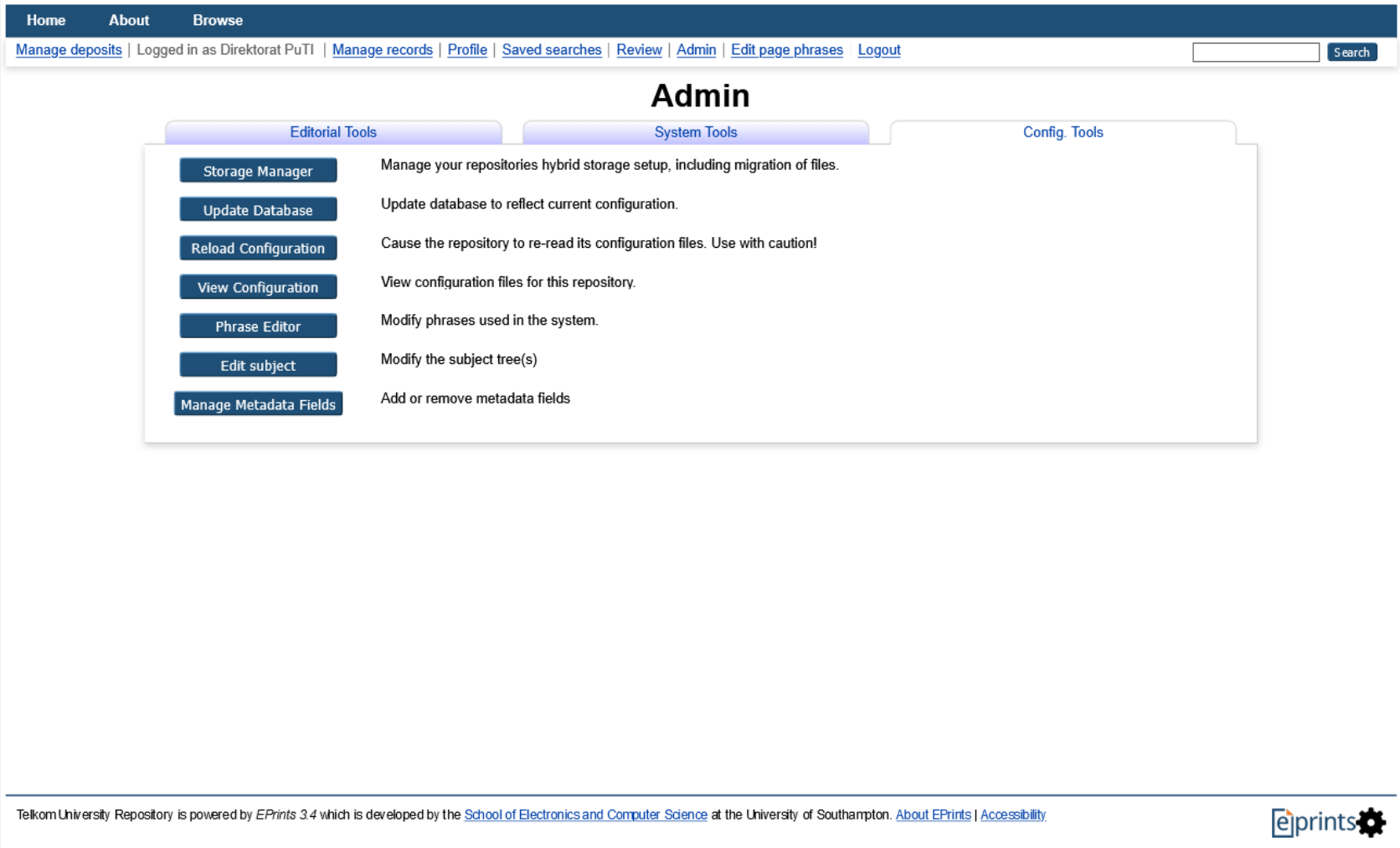
The screenshot displays the EPrints Admin interface. At the top, there is a navigation bar with links: Home, About, Browse, Manage deposits, Logged in as Direktorat PuTI, Manage records, Profile, Saved searches, Review, Admin, Edit page phrases, and Logout. A search box is located on the right. Below the navigation bar, the main heading is "Admin". Underneath, there are three tabs: Editorial Tools, System Tools (which is selected), and Config. Tools. The System Tools tab contains a list of administrative actions, each with a button and a description:

System Tools	Description
Status	Status information for this server.
Create user	Create a new user account
Force Start Indexer	Forcefully stops and cleans up the indexer, then restarts it.
Stop Indexer	Stops the full-text indexer.
Regenerate Abstracts	Cause abstract pages to be regenerated when they are next requested.
Regenerate Views	Cause views pages to be regenerated when they are next requested.
Send Test Email	Test your email configuration by sending a test email.
Database Schema	Show the database schema.

At the bottom of the page, there is a footer with the text: "Telkom University Repository is powered by EPrints 3.4 which is developed by the School of Electronics and Computer Science at the University of Southampton. About EPrints | Accessibility." and the EPrints logo.

Berikut tampilan pada tab Menu **System Tools**:

MENU ADMIN



The screenshot displays the EPrints Admin interface. At the top is a navigation bar with links: Home, About, Browse, Manage deposits, Logged in as Direktorat PuTI, Manage records, Profile, Saved searches, Review, Admin, Edit page phrases, and Logout. A search box is located on the right. Below the navigation bar is the 'Admin' section, which is divided into three tabs: Editorial Tools, System Tools, and Config. Tools. The Editorial Tools tab is currently selected, showing a list of administrative actions:

Editorial Tools	System Tools	Config. Tools
Storage Manager	Manage your repositories hybrid storage setup, including migration of files.	
Update Database	Update database to reflect current configuration.	
Reload Configuration	Cause the repository to re-read its configuration files. Use with caution!	
View Configuration	View configuration files for this repository.	
Phrase Editor	Modify phrases used in the system.	
Edit subject	Modify the subject tree(s)	
Manage Metadata Fields	Add or remove metadata fields	

At the bottom of the page, there is a footer with the text: 'Telkom University Repository is powered by EPrints 3.4 which is developed by the School of Electronics and Computer Science at the University of Southampton. About EPrints | Accessibility'. The EPrints logo is also present in the bottom right corner.

Berikut tampilan pada tab Menu **Config Tools**

MENU PAGE PHRASES

Berikut tampilan halaman Menu Page Phrases

[Home](#) | [About](#) | [Browse](#)
Logged in as Direktor PuTi | [Manage deposits](#) | [Manage records](#) | [Profile](#) | [Saved searches](#) | [Review](#) | [Admin](#) | [Edit page phrases](#) | [Logout](#)

Editing phrases from page "Admin"

[Return to Admin](#)
This tool writes modified phrases to zz_webcfg.xml. Click the phrase text to edit it. Javascript required.

Identifier	Content	Source
lib/session.edit_phrases	Edit page phrases	en/system
Plugin/Screens/Admin/Config.description	View configuration files for this repository.	en/system
Plugin/Screens/Admin/Config.title	View Configuration	en/system
Plugin/Screens/Admin/Index/Control.action.force_start_indexer.description	Forcefully stops and cleans up the indexer, then restarts it.	en/system
Plugin/Screen/Admin/Index/Control.action.force_start_indexer.title	Force Start Indexer	en/system
Plugin/Screens/Admin/Index/Control.action.stop_indexer.description	Stops the full-text indexer.	en/system
Plugin/Screens/Admin/Index/Control.action.stop_indexer.title	Stop Indexer	en/system
Plugin/Screens/Admin/Phrases.description	Modify phrases used in the system.	en/system
Plugin/Screens/Admin/Phrases.title	Phrase Editor	en/system
Plugin/Screens/Admin/Regen/Abstracts.action.regen_abstracts.description	Cause abstract pages to be regenerated when they are next requested.	en/system
Plugin/Screens/Admin/Regen/Abstracts.action.regen_abstracts.title	Regenerate Abstracts	en/system
Plugin/Screens/Admin/Regen/Views.action.regen_views.description	Cause view pages to be regenerated when they are next requested.	en/system
Plugin/Screens/Admin/Regen/Views.action.regen_views.title	Regenerate Views	en/system
Plugin/Screens/Admin/Reload.action.reload_config.description	Cause the repository to re-read its configuration files. Use with caution!	en/system
Plugin/Screens/Admin/Reload.action.reload_config.title	Reload Configuration	en/system
Plugin/Screens/Admin/StorageManager.description	Manage your repository's hybrid storage setup, including migration of files.	en/system
Plugin/Screens/Admin/StorageManager.title	Storage Manager	en/system
Plugin/Screens/Admin/TestEmail.description	Test your email configuration by sending a test email.	en/system
Plugin/Screens/Admin/TestEmail.title	Send Test Email	en/system
Plugin/Screens/Admin/UpdateDatabase.action.update.description	Update database to reflect current configuration.	en/system
Plugin/Screens/Admin/UpdateDatabase.action.update.title	Update Database	en/system
Plugin/Screens/Admin/admin_actions_config	Config. Tools	en/system
Plugin/Screens/Admin/admin_actions_editorial	Editorial Tools	en/system
Plugin/Screens/Admin/admin_actions_system	System Tools	en/system
Plugin/Screens/Admin.title	Admin	en/system
Plugin/Screens/DatabaseSchema.description	Show the database schema.	en/system
Plugin/Screens/DatabaseSchema.title	Database Schema	en/system
Plugin/Screens/DataSets.title	Manage records	en/system
Plugin/Screens/Items.title	Manage deposits	en/system
Plugin/Screens/Login.title.logged_in	Logged in as <epcpin name="user"></epcpin>	en/system
Plugin/Screens/Logout.title	Logout	en/system
Plugin/Screens/MetaFieldListing.description	Add or remove metadata fields	en/system
Plugin/Screens/MetaFieldListing.title	Manage Metadata Fields	en/system
Plugin/Screens/NewUser.description	Create a new user account	en/system
Plugin/Screens/NewUser.title	Create user	en/system
Plugin/Screens/Review.title	Review	en/system
Plugin/Screens/StaffEPrintSearch.description	Search for items in this repository.	en/system
Plugin/Screens/StaffEPrintSearch.title	Search items	en/system
Plugin/Screens/StaffHistorySearch.description	Search for actions that have occurred on items in this repository.	en/system
Plugin/Screens/StaffHistorySearch.title	Search history	en/system
Plugin/Screens/StaffIssueSearch.description	Search for issues discovered in current records.	en/system
Plugin/Screens/StaffIssueSearch.title	Search issues	en/system
Plugin/Screens/StaffUserSearch.description	Search for users of this repository.	en/system
Plugin/Screens/StaffUserSearch.title	Search users	en/system
Plugin/Screens/Status.description	Status information for this server.	en/system
Plugin/Screens/Status.title	Status	en/system
Plugin/Screens/SubjectEdit.description	Modify the subject tree(s)	en/system
Plugin/Screens/SubjectEdit.title	Edit subject	en/system
Plugin/Screens/User/SavedSearches.title	Saved searches	en/system
Plugin/Screens/User/View.title	Profile	en/system

Telkom University Repository is powered by EPrints 3.4 which is developed by the School of Electronics and Computer Science at the University of Southampton. [About EPrints](#) | [Accessibility](#)



TERIMA KASIH